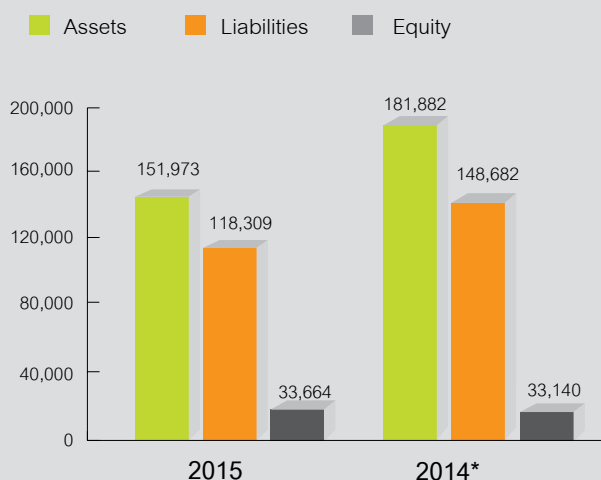
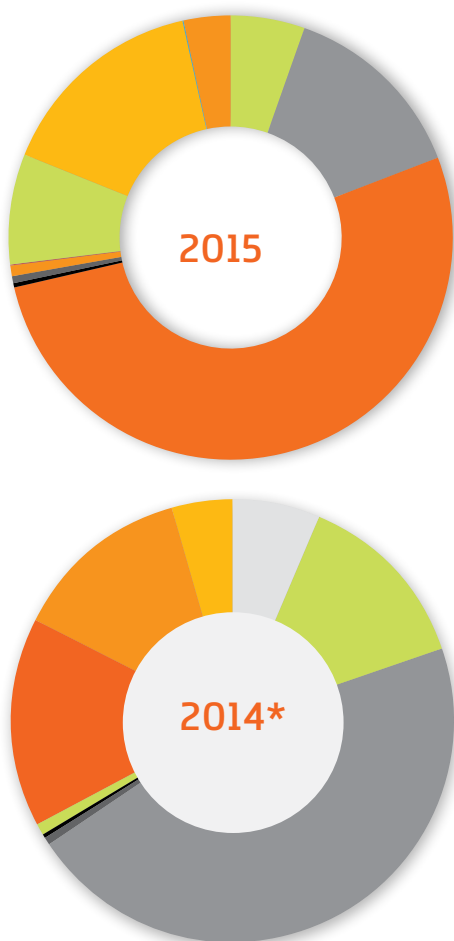
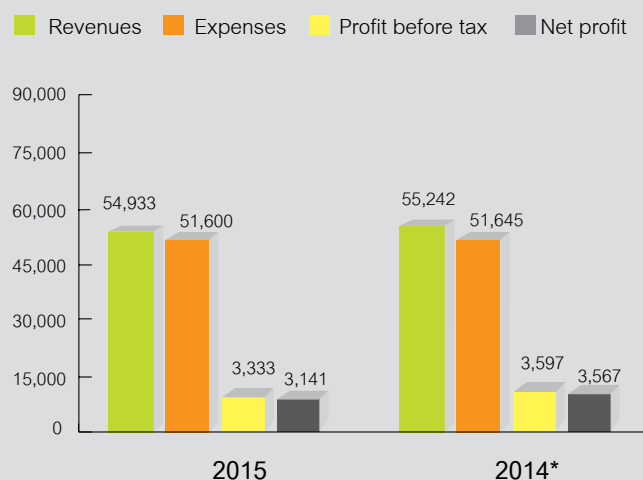


Financial Highlights for the year 2015

Financial Position 2015 and 2014*



Operating Result 2015 and 2014*



Portions of Revenue 2015 and 2014*

Description	2015	2014*
1 Telephone business	2,969	3,664
2 Broadband business	7,549	7,364
3 Wireless communication business	28,698	25,335
4 Radio communication	171	182
5 Network service	279	260
6 Asset development	427	427
7 Other services	2	4
8 Sales of products	37	27
9 Revenue sharing from concession agreements	4,414	8,366
10 Amortisation of deferred income from concession agreements	8,475	7,293
11 Gain on exchange rate	42	-
12 Other revenues	1,870	2,320
Total	54,933	55,242

*restated