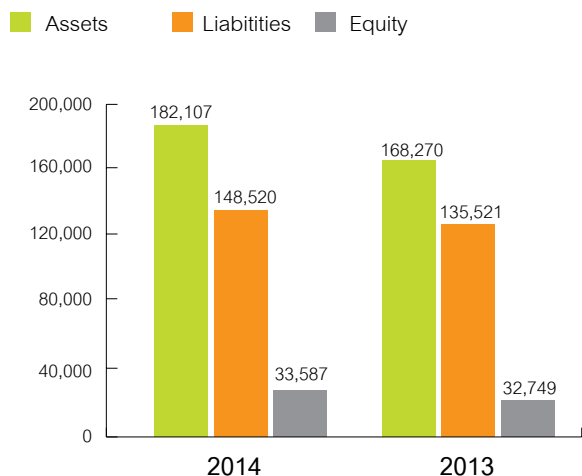
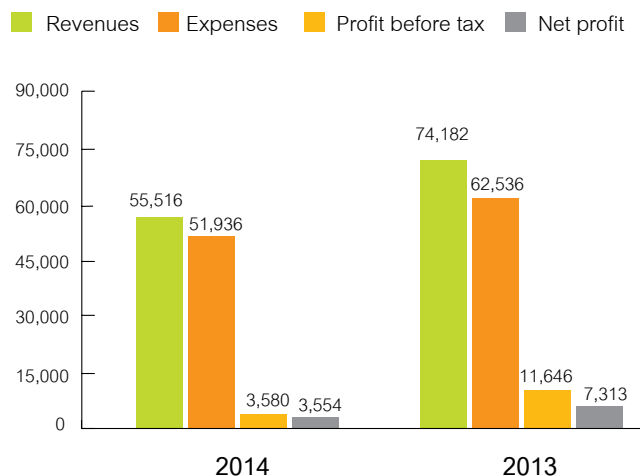


Financial Highlights for the year 2014

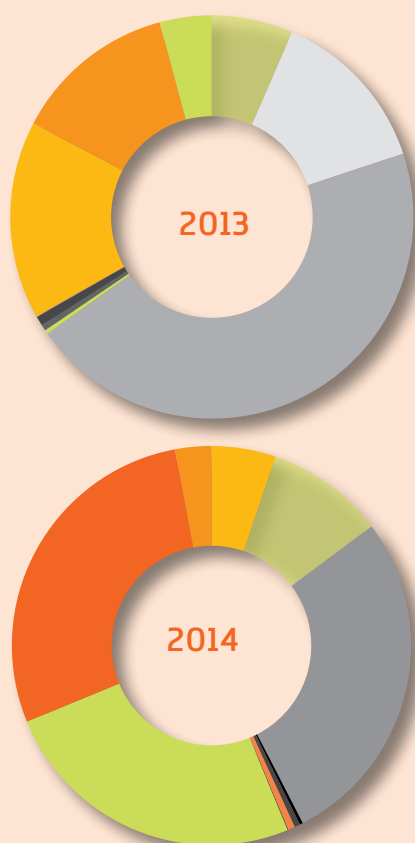
Financial Position 2014 and 2013



Operating Result 2014 and 2013



Portions of Revenue 2014 and 2013



Description	2014	2013
1 Telephone business	3,617	3,868
2 Broadband business	7,443	7,123
3 Wireless communication business	25,125	20,494
4 Radio communication	182	185
5 Network service	260	339
6 Asset development	427	423
7 Other services	4	12
8 Sales of products	27	26
9 Revenue sharing from concession agreements	8,818	18,552
10 Amortisation of deferred income from concession agreements	7,293	20,985
11 Other revenues	2,320	2,175
Total revenue	55,516	74,182